

# BX-13 Packing Instruction



Shipper must ensure compatibility with all packaging materials and follow all appropriate transport regulations. For air shipment of liquids, containers must meet pressure, secondary closure and leak-proof liner requirements (See IATA DGR Section 5 / ICAO TI Section 4). Deviations from any part of this instruction may void the UN certification. Please consult 49 CFR for United States record retention requirements, as applicable. More information can be obtained by visiting: [www.upwardpackaging.com](http://www.upwardpackaging.com); or via email: [info@upwardpackaging.com](mailto:info@upwardpackaging.com)

## Packaging Components:

- 1 Corrugated Carton (BX-13)
- 1 Liner bag (26" x 36")
- Vermiculite (or equivalent cushioning material; & absorbent, when required)\*
- 3M # 305 48mm clear tape (or equivalent)\*

\*Sold Separately

## Assembly Instructions:

1. Fold flaps on bottom of carton. (See Figure 1)
2. Seal center seam with three (3) strips of 48mm wide, 3M #305 clear packing tape (or equivalent). The tape must overlap 1/2" side to side and extend beyond each edge by at least 3". (See Figure 2)
3. Line carton with included liner bag. (See Figure 3)
4. When filling with liquid, leave sufficient ullage in inner container(s) for expansion. Tighten cap to specifications.
5. Pour a minimum 2 7/8" even layer of vermiculite (or equivalent) into the bottom of the liner bag.
6. Place container(s) into liner bag in an upright position. There must be a minimum of 1 3/4" of space between each inner container and between inner container(s) and carton walls.
7. Fill remaining void space with vermiculite (or equivalent). There must be, at minimum, 2 7/8" of cushioning between the top of inner container(s) and the top of the box.

**Note: for liquids, there must be enough vermiculite to absorb the entire contents of all inner containers**

8. Fold/twist and seal top portion of liner bag. (See Figure 4)
  9. Fold flaps on top of carton and seal center seam with tape extending beyond each edge by at least 3". (See Figure 5)
- Note: maximum gross weight of package = 10.7 kg**
10. Mark and label in accordance with appropriate regulations. At least one set of UN markings and both orientation arrows must not be obstructed by hazard labels or other markings.

**\*\* Absorptive properties of cushioning material required when shipping liquids \*\***

**\*\* Liner bag required when shipping liquids and granular solids \*\***

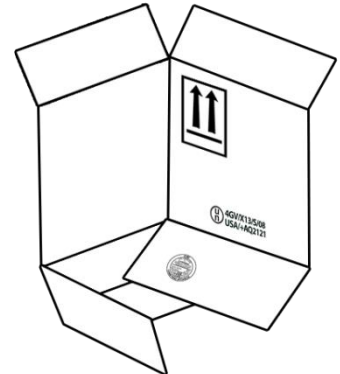


Figure 1

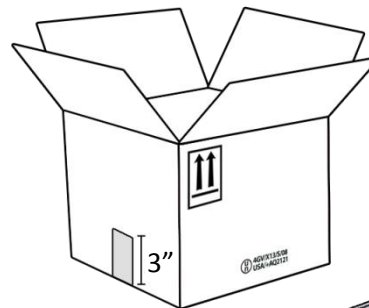


Figure 2

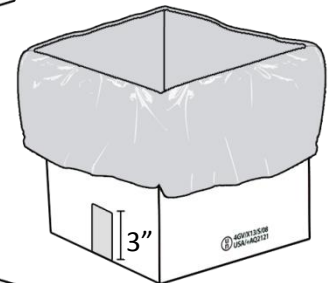


Figure 3



Figure 4

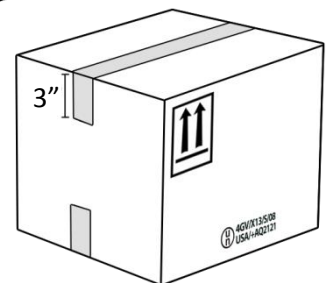


Figure 5